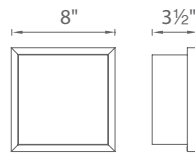

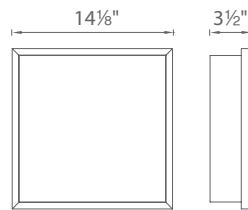


# LEDGE – model: FM-14

## LED Flush Mount



1410



1414

Fixture Type:

Catalog Number:

Project: \_\_\_\_\_

Location: \_\_\_\_\_

### PRODUCT DESCRIPTION

A luminous architectural profile and superior construction make this ceiling flush mount or wall sconce appropriate for transitional and contemporary interiors or exteriors. Mitered silk-screened glass encases a maximum number of LEDs engineered for optimal illumination. Allows for cohesive specifications across residential and commercial interior and exterior applications.

### FEATURES

- Wet location listed, IP65 rated
- CEC Title 24 compliant
- Also rated for use in closets
- Dimming with electronic low voltage (ELV) dimmer
- No transformer or driver required
- 277V option available (special order)
- 50,000 hour rated life
- Color Temp: 3000K (2700K/3500K special order available)
- CRI: 90

### SPECIFICATIONS

**Construction:** Aluminum with mitered silk-screened glass

**Light Source:** High output LED

**Dimming:** Dims to 10% with an electronic low voltage (ELV) dimmer

**Mounting:** Mounts directly to junction box

**Finish:** Brushed Aluminum (AL), Black (BK), Bronze (BZ), Graphite (GH)

**Standards:** ETL & cETL listed.

	Wattage	Voltage	LED Lumens	Delivered Lumens	Finish
<b>FM-1410</b>	17W	120V	1104	750	<b>AL</b> <i>Brushed Aluminum</i>
<b>FM-1414</b>	38W	120V	2772	1475	<b>BK</b> <i>Black</i>
					<b>BZ</b> <i>Bronze</i>
					<b>GH</b> <i>Graphite</i>

Example: **FM-1414-AL**

For 277V special order, add an "F" before the finish: **FM-1410F-GH**

For 2700K add "-27"; 3500K add "-35" before the finish: **FM-1414-35-BK**

modernforms.com  
Phone (800) 526.2588  
Fax (800) 526.2585

Headquarters/Eastern Distribution Center  
44 Harbor Park Drive  
Port Washington, NY 11050

Central Distribution Center  
1600 Distribution Ct  
Lithia Springs, GA 30122

Western Distribution Center  
1750 Archibald Avenue  
Ontario, CA 91760