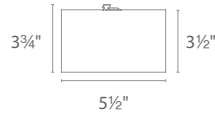


VESSEL- model: FM-W9100

LED Outdoor Flush Mount



Flush Mount
FM-W9100



Fixture Type:

Catalog Number:

Project: _____

Location: _____

PRODUCT DESCRIPTION

Precise engineering using the latest energy efficient LED technology with a built-in reflector for superior optics; An appealing cylindrical profile perfect for accent and wall wash lighting.

FEATURES

- CEC Title 24 Compliant
- Universal driver (120V-220V-277V)
- **Color Temp: 3000K** 2700K and 4000K available special order
- **CRI: 90**

SPECIFICATIONS

Construction: Die cast aluminium construction with silk-screened glass


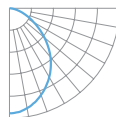
Light Source: High output LED.

Dimming: Dims to 10% with an electronic low voltage (ELV) dimmer.

Mounting: Mounts directly to junction box.

Finish: Brushed Aluminum (AL), Black (BK), Bronze (BZ), White (WT)

Standards: ETL & cETL Wet location listed. IP-66 rated. ADA compliant.
CEC Title 24 Compliant

Type	Model	Wattage	LED Lumens	Delivered Lumens	Rated Life	Photometric	Finish
 Flush Mount	FM-W9100	16.5W	1167	924	71,000 hr		AL <i>Brushed Aluminum</i> BK <i>Black</i> BZ <i>Bronze</i> WT <i>White</i>

Example: **FM-W9100-WT**

For 2700K add "-27"; 4000K add "-40" before the finish: **FM-W9100-27-WT**

modernforms.com
Phone (800) 526.2588
Fax (800) 526.2585

Headquarters/Eastern Distribution Center
44 Harbor Park Drive
Port Washington, NY 11050

Central Distribution Center
1600 Distribution Ct
Lithia Springs, GA 30122

Western Distribution Center
1750 Archibald Avenue
Ontario, CA 91760