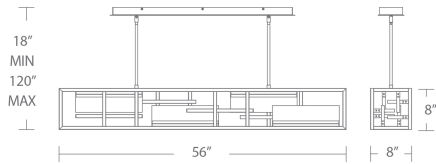


MEMORY Chandeliers & Pendants

PD-56822 / PD-56856

MODERN FORMS



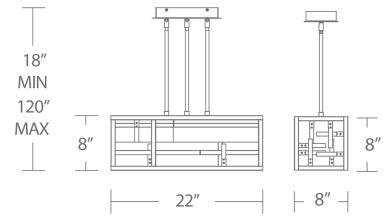
PD-56856

Fixture Type: _____

Catalog Number: _____

Project: _____

Location: _____



PD-56822

PRODUCT DESCRIPTION

Using an intricate welding process, artisans smooth out the transitional seams of this Bauhaus-inspired design, giving it a clean look overall, then coating it with an enduring black finish. Behind the steel bars, sleek opalescent rectangles are illuminated by edge-lit LED modules carefully positioned to give the appearance of floating within, creating an unforgettable stark contrast of black and white.

FEATURES

- Intricate welding for rectangular accents
- Edge-lit LED optic panels spread light evenly
- Hang straight swivel
- **Universal Driver** (120V-220V-277V) within canopy
- Dimmer: ELV, 0-10V
- CRI: 90
- Rated Life: 84,000 hours
- Minimum Suspension: 18", Maximum Suspension: 126"

SPECIFICATIONS

Construction: Aluminum

Light Source: High output LED


Finish: Black

Standards: ETL & cETL listed

REPLACEMENT RODS

Part#	Size	Finish
RPL-ROD-1N06-BK	6"	Black
RPL-ROD-1N12-BK	12"	Black

ORDER NUMBER

Model	Wattage	Voltage	LED Lumens	Delivered Lumens	Finish
PD-56822	22"	80W	4163	2706	BK Black 
PD-56856	56"	80W	4070	2581	

Example: **PD-56856-BK**

modernforms.com
Phone (866) 810.6615
Fax (800) 526.2585

Headquarters/Eastern Distribution Center
44 Harbor Park Drive
Port Washington, NY 11050

Central Distribution Center
1600 Distribution Ct
Lithia Springs, GA 30122

Western Distribution Center
1750 Archibald Avenue
Ontario, CA 91760