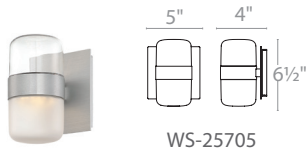

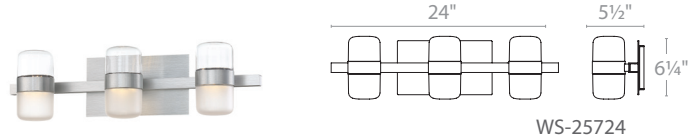


JAZZ – model: WS-257

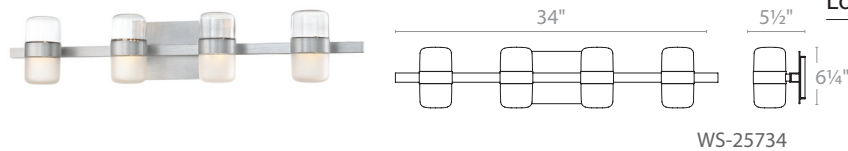
LED Bath & Interior Sconce



WS-25705



WS-25724



WS-25734



WS-25742

Fixture Type:

Catalog Number:

Project:

Location:

PRODUCT DESCRIPTION

With clean lines and robust downward illumination, Jazz luminaires deliver gorgeous and flattering bath lighting. Choose from a variety of cylindrical configurations, including one to five cylinders with mouth blown clear and etched opal glass that plays light off the brushed aluminum hardware. Adjustable backplate allows field adjustability around junction box locations.

FEATURES

- Up & down light
- Adjustable backplate for 3,4 and 5 lights only
- ETL & cETL damp location listed
- Clear and Frosted etched glass
- No transformer or driver required
- Full range dimming when used with compatible dimmers*
- 60,000 hour rated life
- Color Temp: 3000K
- CRI: 90

SPECIFICATIONS


Construction: Aluminum and Clear & Frosted etched glass

Light Source: High Output LED

Finish: Brushed Aluminum (AL)

Standards: ETL & cETL damp location listed.

ORDER NUMBER

	Wattage	Voltage	LED Lumens	Delivered Lumens	Finish
WS-25705	5"	13.5W	1300	1205	AL <i>Brushed Aluminum</i> 
WS-25724	24"	39.5W	3900	3750	
WS-25734	34"	83W	5200	5050	
WS-25742	42"	66.5W	6500	6425	

Example: **WS-25734-AL**

modernforms.com
Phone (800) 526.2588
Fax (800) 526.2585

Headquarters/Eastern Distribution Center
44 Harbor Park Drive
Port Washington, NY 11050

Central Distribution Center
1600 Distribution Ct
Lithia Springs, GA 30122

Western Distribution Center
1750 Archibald Avenue
Ontario, CA 91760