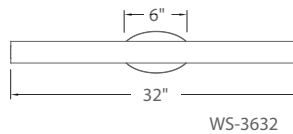
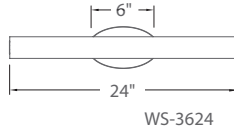
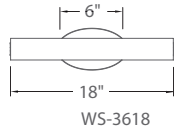



# LOFT – model: WS-36

## LED Bath & Interior Sconce



Fixture Type:

Catalog Number:

Project: \_\_\_\_\_

Location: \_\_\_\_\_

### PRODUCT DESCRIPTION

This modern design is highlighted with contoured etched opal glass that creates a striking aesthetic. Ideal for installation in fine baths and hallways, as well as patios, porches and other damp locations.

### FEATURES

- ETL & cETL damp location listed
- ADA compliant, low profile design
- Mouth blown etched opal glass
- Full range dimming when used with compatible dimmers\*
- No transformer or driver required
- Replaceable LED module
- 80,000 hour rated life
- 277V option available (special order)
- Color Temp: 3000K (2700K / 3500K available special order)
- CRI: 90

### SPECIFICATIONS


**Construction:** Mouth blown etched opal glass

**Light Source:** High Output LED

**Finish:** Brushed Nickel (BN), Chrome (CH)

**Standards:** ETL & cETL damp location listed. ADA compliant.

### ORDER NUMBER

Model	Length	Watt	Voltage	LED Lumens	Delivered Lumens	Finish
<b>WS-3618</b>	18"	30.5W		2030	1445	<b>BN</b> Brushed Nickel <b>CH</b> Chrome 
<b>WS-3624</b>	24"	37.5W	120V	2720	1930	
<b>WS-3632</b>	32"	50W		3725	2905	

Example: **WS-3624-BN**

For 277V special order, add an "F" before the finish: **WS-3632F-BN**

For 2700K add "-27"; 3500K add "-35" before the finish: **WS-3632-35-CH**

modernforms.com  
Phone (800) 526.2588  
Fax (800) 526.2585

Headquarters/Eastern Distribution Center  
44 Harbor Park Drive  
Port Washington, NY 11050

Central Distribution Center  
1600 Distribution Ct  
Lithia Springs, GA 30122

Western Distribution Center  
1750 Archibald Avenue  
Ontario, CA 91760