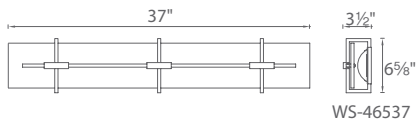
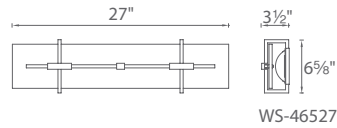
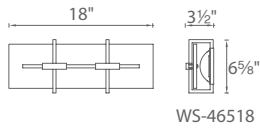



SEISMIC – model: WS-46518/46527/46537

LED Bath



Fixture Type:

Catalog Number:

Project: _____

Location: _____


PRODUCT DESCRIPTION

Classic architectural styling and flattering light intersect in this open grid structure with an etched white glass layer. Accented with braces and struts in an elaborate design. Mounts vertically or horizontally as a vanity light in baths or as a wall sconce in corridors.

FEATURES

- ADA compliant, low profile design
- CEC Title 24 compliant for WS-46518, WS-46527
- Damp location listed
- Polished stainless steel material
- Dimming with electronic low voltage (ELV) dimmer
- No transformer or driver required
- 277V option available (special order)
- 80,000 hour rated life
- Color Temp: 3000K
- CRI: 90

ORDER NUMBER

Model	Length	Watt	# of LEDs	LED Lumens	Delivered Lumens	Finishes
WS-46518	18"	25.5W	120V	1508	590	SS Polished Stainless Steel 
WS-46527	27"	39W	120V	2537	1215	
WS-46537	37"	53W	120V	3637	1625	

Example: **WS-46527-SS**

For 277V special order, add an "F" before the finish: **WS-46518F-SS**

SPECIFICATIONS

Construction: Steel construction with white ceramic-screened mitered glass

Light Source: High output LED.

Dimming: Dims to 10% with an electronic low voltage (ELV) dimmer.

Mounting: Mounts directly to junction box.

Finish: Polished Stainless Steel (SS).

Standards: ETL & cETL listed. ADA compliant.

REPLACEMENT GLASS

Model	Fixture
RPL-GLA-46518-01	WS-46518
RPL-GLA-46527-01	WS-46527
RPL-GLA-46537-01	WS-46537

modernforms.com
Phone (800) 526.2588
Fax (800) 526.2585

Headquarters/Eastern Distribution Center
44 Harbor Park Drive
Port Washington, NY 11050

Central Distribution Center
1600 Distribution Ct
Lithia Springs, GA 30122

Western Distribution Center
1750 Archibald Avenue
Ontario, CA 91760