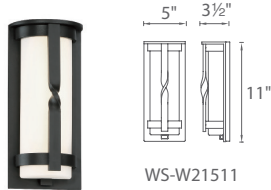


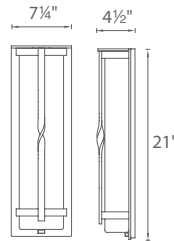
# BERKELEY – model: WS-W215

## LED Exterior Sconce

# MODERN FORMS



WS-W21511



WS-W21521



WS-W21516



Fixture Type:

Catalog Number:

Project: \_\_\_\_\_

Location: \_\_\_\_\_

### PRODUCT DESCRIPTION

Arts and crafts styling with a refreshing twist. The enduring look of forged iron over mouth blown etched opal glass. A handsome addition to any setting.

### FEATURES

- ADA compliant for WS-W21511, WS-W21516, low profile design
- ETL & cETL wet location listed, IP65 rated
- Weather resistant powder coated finish
- Solid aluminum construction
- Full range dimming when used with compatible dimmers\*
- No transformer or driver required
- 80,000 hour rated life
- Color Temp: 3000K
- CRI: 90

### SPECIFICATIONS

**Construction:** Solid Aluminum

**Light Source:** High output LED.


**Finish:** Bronze (BZ)

**Standards:** ETL & cETL wet location listed IP 65. WS-W21511 & WS-W21516 are ADA compliant.

### REPLACEMENT GLASS

Part#	Fixture
<b>RPL-GLA-W21521</b>	WS-W21521
<b>RPL-GLA-W21516</b>	WS-W21516
<b>RPL-GLA-W21511</b>	WS-W21511

### ORDER NUMBER

Model	Height	Wattage	Voltage	LED Lumens	Delivered Lumens	Finish
<b>WS-W21511</b>	11"	15.5W		674	370	<b>BZ</b> Bronze 
<b>WS-W21516</b>	16"	19.5W	120V	1062	555	
<b>WS-W21521</b>	21"	26.0W		1443	985	

Example: **WS-W21516-BZ**

modernforms.com  
Phone (800) 526.2588  
Fax (800) 526.2585

Headquarters/Eastern Distribution Center  
44 Harbor Park Drive  
Port Washington, NY 11050

Central Distribution Center  
1600 Distribution Ct  
Lithia Springs, GA 30122

Western Distribution Center  
1750 Archibald Avenue  
Ontario, CA 91760