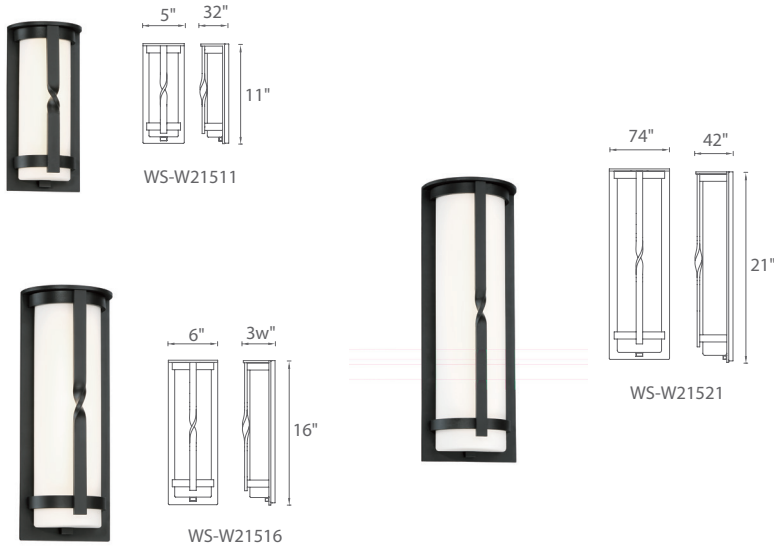



BERKELEY – model: WS-W215

LED Exterior Sconce



Fixture Type:

Catalog Number:

Project: _____

Location: _____

PRODUCT DESCRIPTION

Arts and crafts styling with a refreshing twist. The enduring look of forged iron over mouth blown etched opal glass. A handsome addition to any setting.

FEATURES

- ADA compliant for WS-W21511, WS-W21516, low profile design
- ETL & cETL wet location listed, IP65 rated
- Weather resistant powder coated finish
- Solid aluminum construction
- Full range dimming when used with compatible dimmers*
- No transformer or driver required
- 80,000 hour rated life
- Color Temp: 3000K
- CRI: 90

SPECIFICATIONS


Construction: Solid Aluminum

Light Source: High output LED.

Finish: Bronze (BZ)

Standards: ETL & cETL wet location listed IP 65. WS-W21511 & WS-W21516 are ADA compliant.

ORDER NUMBER

Model	Height	Wattage	Voltage	LED Lumens	Delivered Lumens	Finish
WS-W21511	11"	15.5W		674	370	
WS-W21516	16"	19.5W	120V	1062	555	BZ Bronze 
WS-W21521	21"	26.0W		1443	985	

Example: **WS-W21516-BZ**

modernforms.com
Phone (800) 526.2588
Fax (800) 526.2585

Headquarters/Eastern Distribution Center
44 Harbor Park Drive
Port Washington, NY 11050

Central Distribution Center
1600 Distribution Ct
Lithia Springs, GA 30122

Western Distribution Center
1750 Archibald Avenue
Ontario, CA 91760