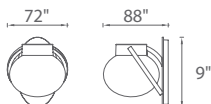

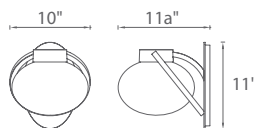


BOULE – model: WS-W315

LED Exterior Sconce



WS-W31509



WS-W31511

Fixture Type:

Catalog Number:

Project: _____

Location: _____

PRODUCT DESCRIPTION

Bring a timeless style element into your home. Sculptural clear hammered optic glass provides a brilliant glow and creates an exquisite textural display emulating the movement of water from within. An extraordinary design ideal for accenting doorways or foyers.

FEATURES

- ETL & cETL wet location listed, IP65 rated
- Mouth blown hammered clear glass with aluminum construction
- Full range dimming when used with compatible dimmers*
- No transformer or driver required
- 80,000 hour rated life
- Color Temp: 3000K
- CRI: 90

SPECIFICATIONS


Construction: Aluminum with mouth blown hammered clear glass

Light Source: High output LED.

Finish: Oil-Rubbed Bronze (ORB)

Standards: ETL & cETL wet location listed IP 65.

ORDER NUMBER

Model	Height	Wattage	Voltage	LED Lumens	Delivered Lumens	Finish
WS-W31509	9"	10W	120V	626	585	ORB Oil Rubbed Bronze 
WS-W31511	11"			626	620	

Example: **WS-W31509-ORB**

modernforms.com
Phone (800) 526.2588
Fax (800) 526.2585

Headquarters/Eastern Distribution Center
44 Harbor Park Drive
Port Washington, NY 11050

Central Distribution Center
1600 Distribution Ct
Lithia Springs, GA 30122

Western Distribution Center
1750 Archibald Avenue
Ontario, CA 91760