

# CIRCLE – model: WS-W606

## LED Interior & Exterior Sconce

MODERN FORMS

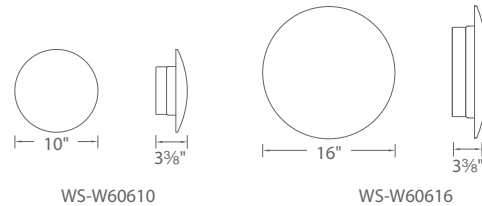


Fixture Type:

Catalog Number:

Project: \_\_\_\_\_

Location: \_\_\_\_\_



### PRODUCT DESCRIPTION

An eternal shape, this simple floating metal shield mystically glows indirectly illuminating the surface behind. Exceptionally versatile as an interior or exterior wall or ceiling mount, use just one or many.

### FEATURES

- Rated to be mounted on walls and ceilings
- ADA compliant, low profile design
- ETL & cETL wet location listed, IP65 rated
- CEC Title 24 Compliant
- Aluminum construction with mouth blown etched opal glass
- Full range dimming when used with compatible dimmers\*
- No transformer or driver required
- 277V option available (special order)
- 80,000 hour rated life
- Color Temp: 3000K
- CRI: 90

### SPECIFICATIONS

**Construction:** Aluminum construction with mouth blown etched opal glass.

**Light Source:** High output LED.



**Finish:** Brushed Aluminum (AL), Bronze (BZ).

**Standards:** ETL & cETL damp location listed. IP65 rated. ADA compliant. CEC Title 24.

### REPLACEMENT GLASS

Part#	Fixture
<b>RPL-GLA-60616</b>	WS-60616
<b>RPL-GLA-60610</b>	WS-60610

### ORDER NUMBER

Model	Width	Wattage	Voltage	LED Lumens	Delivered Lumens	Finish
<b>WS-W60610</b>	10"	9W	120V	800	240	<b>BZ</b> Bronze 
<b>WS-W60616</b>	16"	20W		1890	280	<b>AL</b> Brushed Aluminum 

Example: **WS-W60610-BZ**

For 277V special order, add an "F" before the finish: **WS-W60610F-BZ**

modernforms.com  
Phone (800) 526.2588  
Fax (800) 526.2585

Headquarters/Eastern Distribution Center  
44 Harbor Park Drive  
Port Washington, NY 11050

Central Distribution Center  
1600 Distribution Ct  
Lithia Springs, GA 30122

Western Distribution Center  
1750 Archibald Avenue  
Ontario, CA 91760