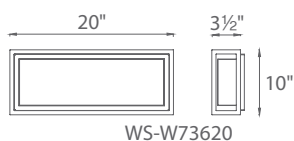
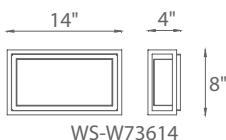
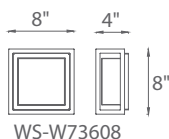


FRAMED – model: WS-W736

LED Interior & Exterior Sconce

MODERN FORMS



Fixture Type:

Catalog Number:

Project: _____

Location: _____



PRODUCT DESCRIPTION

Redefine being framed. This cleanly framed out simple block of light is available in two finishes and three sizes.

FEATURES

- Can be mounted as a wall sconce or ceiling flush mount
- ADA compliant, low profile design
- ETL & cETL wet location listed, IP65 rated
- CEC Title 24 Compliant
- Aluminum construction with white mitered glass
- Replaceable LED module
- Full range dimming when used with compatible dimmers*
- No transformer or driver required
- 277V option available (special order)
- 50,000 hour rated life
- Color Temp: 3000K
- CRI: 90

ORDER NUMBER

Model	Width	Wattage	Voltage	LED Lumens	Delivered Lumens	Finish
WS-W73608	8"	15W		1219	776	GH Graphite  BZ Bronze 
WS-W73614	14"	25W	120V	2378	1183	
WS-W73620	20"	38W		3058	1864	

Example: **WS-W73608-GH**

For 277V special order, add an "F" before the finish: **WS-W73608F-GH**

SPECIFICATIONS

Construction: Aluminum construction with white mitered glass.

Light Source: High output LED.

Finish: Graphite (GH), Bronze (BZ).

Standards: ETL & cETL damp location listed. IP65 rated. ADA compliant. CEC Title 24.

REPLACEMENT GLASS

Part#	Fixture
RPL-GLA-73620	WS-73620
RPL-GLA-73614	WS-73614
RPL-GLA-73608	WS-73608

modernforms.com
Phone (800) 526.2588
Fax (800) 526.2585

Headquarters/Eastern Distribution Center
44 Harbor Park Drive
Port Washington, NY 11050

Central Distribution Center
1600 Distribution Ct
Lithia Springs, GA 30122

Western Distribution Center
1750 Archibald Avenue
Ontario, CA 91760