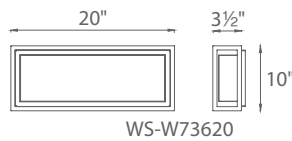
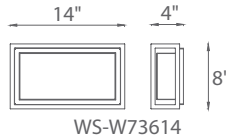
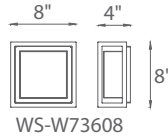


# FRAMED – model: WS-W736

## LED Interior & Exterior Sconce



Fixture Type:

Catalog Number:

Project:

Location:

### PRODUCT DESCRIPTION

Redefine being framed. This cleanly framed out simple block of light is available in two finishes and three sizes.

### FEATURES

- Can be mounted as a wall sconce or ceiling flush mount
- ADA compliant, low profile design
- ETL & cETL wet location listed, IP65 rated
- Aluminum construction with white mitered glass
- Replaceable LED module
- Full range dimming when used with compatible dimmers
- No transformer or driver required
- 277V option available (special order)
- 50,000 hour rated life
- Color Temp: 3000K
- CRI: 90

### SPECIFICATIONS



**Construction:** Aluminum construction with white mitered glass.

**Light Source:** High output LED.

**Finish:** Graphite (GH), Bronze (BZ).

**Standards:** ETL & cETL damp location listed. IP65 rated. ADA compliant.

### ORDER NUMBER

Model	Width	Wattage	Voltage	LED Lumens	Delivered Lumens	Finish
<b>WS-W73608</b>	8"	15W		1219	776	<b>GH</b> Graphite  <b>BZ</b> Bronze 
<b>WS-W73614</b>	14"	25W	120V	2378	1183	
<b>WS-W73620</b>	20"	38W		3058	1864	

Example: **WS-W73608-GH**

For 277V special order, add an "F" before the finish: **WS-W73608F-GH**

modernforms.com  
Phone (800) 526.2588  
Fax (800) 526.2585

Headquarters/Eastern Distribution Center  
44 Harbor Park Drive  
Port Washington, NY 11050

Central Distribution Center  
1600 Distribution Ct  
Lithia Springs, GA 30122

Western Distribution Center  
1750 Archibald Avenue  
Ontario, CA 91760