


# LUCID – model: WS-W746

## LED Interior & Exterior Sconce

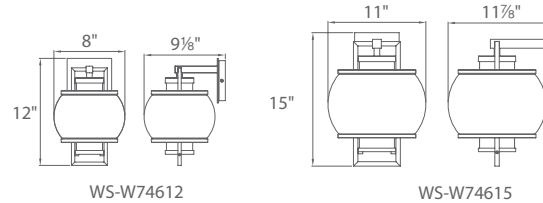


Fixture Type:

Catalog Number:

Project: \_\_\_\_\_

Location: \_\_\_\_\_



### PRODUCT DESCRIPTION

A clearly defined orb gently encircles a cylinder of opal glass. Lucid is a clean and updated version of the traditional lantern that may be hung in multiples in an outdoor entertainment area or over an entryway.

### FEATURES

- ETL & cETL wet location listed, IP65 rated
- Aluminum construction with mouth blown clear etched opal glass
- Full range dimming when used with compatible dimmers
- No transformer or driver required
- 80,000 hour rated life
- Color Temp: 3000K
- CRI: 90

### SPECIFICATIONS


**Construction:** Aluminum construction with mouth blown clear etched opal glass.

**Light Source:** High output LED.

**Finish:** Black (BK).

**Standards:** ETL & cETL damp location listed. IP65 rated.

### ORDER NUMBER

Model	Height	Wattage	Voltage	LED Lumens	Delivered Lumens	Finish
<b>WS-W74612</b>	12"	8W	120V	670	460	<b>BK</b> Black 
<b>WS-W74615</b>	15"	12W		980	660	

Example: **WS-W74612-BK**

modernforms.com  
Phone (800) 526.2588  
Fax (800) 526.2585

Headquarters/Eastern Distribution Center  
44 Harbor Park Drive  
Port Washington, NY 11050

Central Distribution Center  
1600 Distribution Ct  
Lithia Springs, GA 30122

Western Distribution Center  
1750 Archibald Avenue  
Ontario, CA 91760