



Project:

Location:

Fixture Type:

Catalog Number:

**AVAILABLE FINISHES:**



# Pi

FM-W44806

**PRODUCT DESCRIPTION**

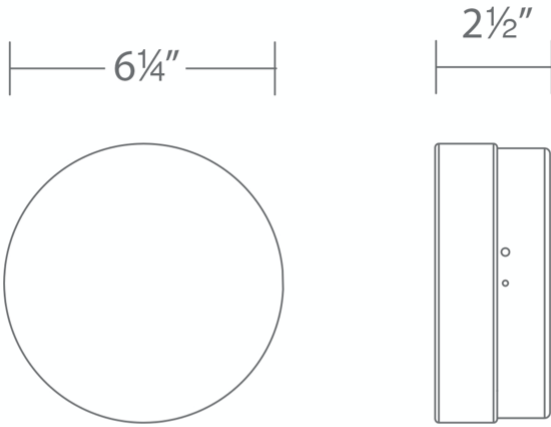
This brand-new design in durable stainless steel handles the outdoor elements with ease, while the sleek polished hardware also gives interiors a welcome touch of industrial refinement. A user-friendly twist lock mechanism makes installation a snap. As for illumination, the finely crafted diffuser enhances the brightness for a beautiful mix of task and ambient light.

**FEATURES**

- ACLED driverless technology
- Weather-resistant 316 stainless steel body
- Lightweight injection-molded acrylic diffuser enhances brightness
- Easy twist-lock installation prevents slippage with no visible hardware
- 277V option available for 9", 12" and 15" only (special order), not available for 6"

**SPECIFICATIONS**

<b>Rated Life</b>	54000 Hours
<b>Standards</b>	ETL, cETL, Wet Location Listed, IP65, Title 24 JA8: 2019 Compliant, Energy Star 2.0
<b>Input</b>	120 VAC, 50/60Hz
<b>Dimming</b>	ELV: 100-10%, TRIAC: 100-10%
<b>Mounting</b>	Can be mounted on ceiling or wall in all orientations
<b>Color Temp</b>	3500K, 3000K
<b>CRI</b>	90
<b>Construction</b>	Weather-resistant 316 stainless steel body with acrylic shade

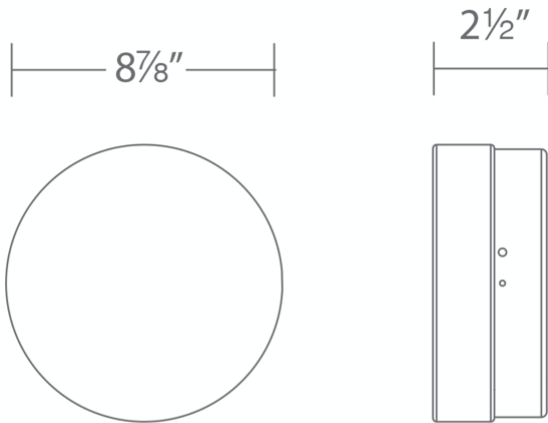


FM-W44806

Model & Size	Color Temp	Finish	LED Watts	LED Lumens	Delivered Lumens
FM-W44806 6"	3000K	BK Black	10.6W	790	572
	3000K	SS Stainless Steel	10.6W	790	572
	3500K	BK Black	10.6W	800	600
	3500K	SS Stainless Steel	10.6W	800	600

Example: **FM-W44806-35-SS**

For custom requests please contact [customs@modernforms.com](mailto:customs@modernforms.com)



FM-W44809

Project:

Location:

Fixture Type:

Catalog Number:

**AVAILABLE FINISHES:**



# Pi

FM-W44809

**PRODUCT DESCRIPTION**

This brand-new design in durable stainless steel handles the outdoor elements with ease, while the sleek polished hardware also gives interiors a welcome touch of industrial refinement. A user-friendly twist lock mechanism makes installation a snap. As for illumination, the finely crafted diffuser enhances the brightness for a beautiful mix of task and ambient light.

**FEATURES**

- ACLED driverless technology
- 277V option available for special order.
- Weather-resistant 316 stainless steel body
- Lightweight injection-molded acrylic diffuser enhances brightness
- Easy twist-lock installation prevents slippage with no visible hardware
- 277V option available for 9", 12" and 15" only (special order), not available for 6"

**SPECIFICATIONS**

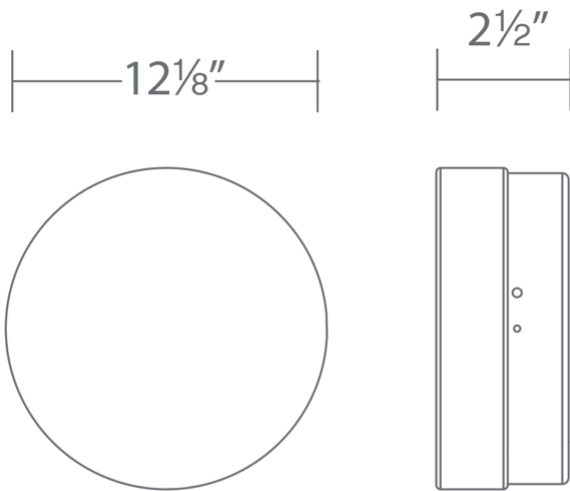
<b>Rated Life</b>	54000 Hours
<b>Standards</b>	ETL, cETL, Wet Location Listed, IP65, Title 24 JA8: 2019 Compliant, Energy Star 2.0
<b>Input</b>	120 VAC, 50/60Hz
<b>Dimming</b>	ELV: 100-10%, TRIAC: 100-10%
<b>Mounting</b>	Can be mounted on ceiling or wall in all orientations
<b>Color Temp</b>	3500K, 3000K
<b>CRI</b>	90
<b>Construction</b>	Weather-resistant 316 stainless steel body with acrylic shade

Model & Size	Color Temp	Finish	LED Watts	LED Lumens	Delivered Lumens
FM-W44809 9"	3000K	BK Black	17.1W	1400	997
	3000K	SS Stainless Steel	17.1W	1400	997
	3500K	BK Black	17.1W	1542	1082
	3500K	SS Stainless Steel	17.1W	1542	1082

Example: **FM-W44809-35-SS**

•For 277V special order, add an "F" before the finish: FM-W44809F-35-SS

For custom requests please contact [customs@modernforms.com](mailto:customs@modernforms.com)



FM-W44812

Project:

Location:

Fixture Type:

Catalog Number:

**AVAILABLE FINISHES:**



## Pi

FM-W44812

**PRODUCT DESCRIPTION**

This brand-new design in durable stainless steel handles the outdoor elements with ease, while the sleek polished hardware also gives interiors a welcome touch of industrial refinement. A user-friendly twist lock mechanism makes installation a snap. As for illumination, the finely crafted diffuser enhances the brightness for a beautiful mix of task and ambient light.

**FEATURES**

- ACLED driverless technology
- 277V option available for special order.
- Weather-resistant 316 stainless steel body
- Lightweight injection-molded acrylic diffuser enhances brightness
- Easy twist-lock installation prevents slippage with no visible hardware
- 277V option available for 9", 12" and 15" only (special order), not available for 6"

**SPECIFICATIONS**

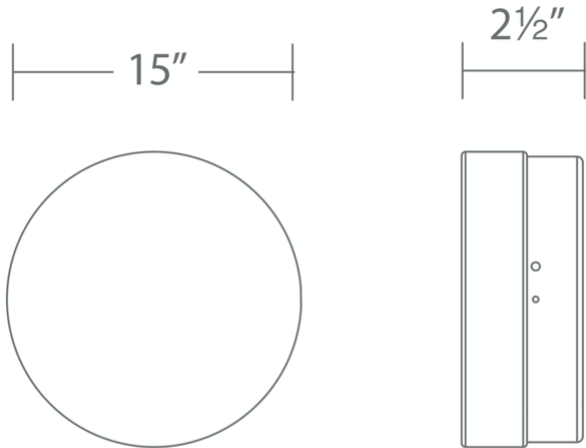
<b>Rated Life</b>	54000 Hours
<b>Standards</b>	ETL, cETL, Wet Location Listed, IP65, Title 24 JA8: 2019 Compliant, Energy Star 2.0
<b>Input</b>	120 VAC, 50/60Hz
<b>Dimming</b>	ELV: 100-10%, TRIAC: 100-10%
<b>Mounting</b>	Can be mounted on ceiling or wall in all orientations
<b>Color Temp</b>	3500K, 3000K
<b>CRI</b>	90
<b>Construction</b>	Weather-resistant 316 stainless steel body with acrylic shade

Model & Size	Color Temp	Finish	LED Watts	LED Lumens	Delivered Lumens
FM-W44812 12"	3000K	BK Black	26.6W	2315	1495
	3000K	SS Stainless Steel	26.6W	2315	1495
	3500K	BK Black	26.6W	2400	1550
	3500K	SS Stainless Steel	26.6W	2400	1550

Example: **FM-W44812-35-SS**

•For 277V special order, add an "F" before the finish: FM-W44812F-30-BK

For custom requests please contact [customs@modernforms.com](mailto:customs@modernforms.com)



FM-W44815

Project:

Location:

Fixture Type:

Catalog Number:

**AVAILABLE FINISHES:**



# Pi

FM-W44815

**PRODUCT DESCRIPTION**

This brand-new design in durable stainless steel handles the outdoor elements with ease, while the sleek polished hardware also gives interiors a welcome touch of industrial refinement. A user-friendly twist lock mechanism makes installation a snap. As for illumination, the finely crafted diffuser enhances the brightness for a beautiful mix of task and ambient light.

**FEATURES**

- ACLED driverless technology
- Weather-resistant 316 stainless steel body
- Lightweight injection-molded acrylic diffuser enhances brightness
- Easy twist-lock installation prevents slippage with no visible hardware
- 277V option available for 9", 12" and 15" only (special order), not available for 6"
- 277V option available for special order.

**SPECIFICATIONS**

<b>Rated Life</b>	54000 Hours
<b>Standards</b>	ETL, cETL, Wet Location Listed, IP65, Title 24 JA8: 2019 Compliant, Energy Star 2.0
<b>Input</b>	120 VAC, 50/60Hz
<b>Dimming</b>	ELV: 100-10%, TRIAC: 100-10%
<b>Mounting</b>	Can be mounted on ceiling or wall in all orientations
<b>Color Temp</b>	3000K, 3500K
<b>CRI</b>	90
<b>Construction</b>	Weather-resistant 316 stainless steel body with acrylic shade

Model & Size	Color Temp	Finish	LED Watts	LED Lumens	Delivered Lumens
FM-W44815 15"	3000K	BK Black	31.3W	2400	1773
	3000K	SS Stainless Steel	31.3W	2400	1773
	3500K	BK Black	31.3W	2934	1838
	3500K	SS Stainless Steel	31.3W	2934	1838

Example: **FM-W44815-35-SS**

•For 277V special order, add an "F" before the finish: FM-W44815F-30-BK

For custom requests please contact [customs@modernforms.com](mailto:customs@modernforms.com)