


# ASGARD – model: WS-976

## LED Interior Sconce

# MODERN FORMS

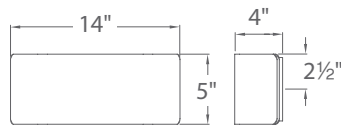


Fixture Type:

Catalog Number:

Project: \_\_\_\_\_

Location: \_\_\_\_\_



### PRODUCT DESCRIPTION

Rectilinear shade of engineered walnut wood for a naturalistic option in a simple modern form. Illuminates beautifully up and down, imparting warm ambient light. Silk screened glass shield glare from any viewing angle to allow for specification in stairwells and open atriums.

### FEATURES

- Emergency battery back up option *special order*
- Walnut wood
- ADA compliant, low profile design
- ETL & cETL damp location listed
- Up & down light
- Full range dimming when used with compatible dimmers\*
- Driver located in outlet box
- Universal driver (120V-220V-277V)
- 50,000 hour rated life
- Color Temp: 3000K
- CRI: 90

### SPECIFICATIONS

**Construction:** Walnut wood

**Light Source:** High output LED.


**Finish:** Dark Walnut (DW)

**Standards:** ETL & cETL damp location listed. ADA compliant.

### REPLACEMENT GLASS

Part#	Fixture
<b>RPL-GLA-97614</b>	WS-97614

### ORDER NUMBER

Model	Length	Wattage	Voltage	LED Lumens	Delivered Lumens	Finish
<b>WS-97614</b>	14"	30.5W	120V-220V-277V	2077	1127	<b>DW</b> Dark Walnut 

Example: **WS-97614-DW**

For emergency battery, add **-EM** after the finish: **WS-97614-DW-EM**

modernforms.com  
Phone (800) 526.2588  
Fax (800) 526.2585

Headquarters/Eastern Distribution Center  
44 Harbor Park Drive  
Port Washington, NY 11050

Central Distribution Center  
1600 Distribution Ct  
Lithia Springs, GA 30122

Western Distribution Center  
1750 Archibald Avenue  
Ontario, CA 91760