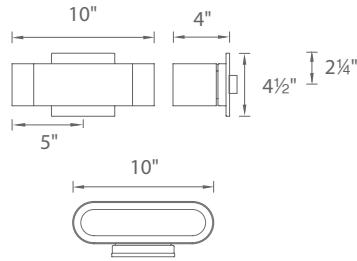



NIA – model: WS-396

LED Interior Sconce



Fixture Type:

Catalog Number:

Project: _____

Location: _____

PRODUCT DESCRIPTION

The minimalist curves of this extrusion are boldly featured in a form meets function design. Powerful LEDs provide up and down illumination for a versatile and durable luminaire ideal for upscale public spaces in multifamily high-rise corridors and stairwells.

FEATURES

- ADA compliant, low profile design
- ETL & cETL damp location listed
- Up & down light
- Conversion plate for 4" J box included
- Driver installs within the junction box
- Universal driver (120V-220V-277V)
- 54,000 hour rated life
- Color Temp: 3000K (2700K / 3500K available special order)
- CRI: 90

SPECIFICATIONS


Construction:

Light Source: High output LED.

Finish: Brushed Nickel (BN)

Standards: ETL & cETL damp location listed. ADA compliant.

ORDER NUMBER

Model	Length	Wattage	Voltage	LED Lumens	Delivered Lumens	Finish
WS-39610	10"	16W	120V-220V-277V	1159	773	BN Brushed Nickel 

Example: **WS-39610-BN**

For 2700K add "-27"; 3500K add "-35" before the finish: **WS-39610-27-BN**

modernforms.com
Phone (800) 526.2588
Fax (800) 526.2585

Headquarters/Eastern Distribution Center
44 Harbor Park Drive
Port Washington, NY 11050

Central Distribution Center
1600 Distribution Ct
Lithia Springs, GA 30122

Western Distribution Center
1750 Archibald Avenue
Ontario, CA 91760