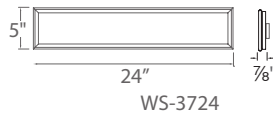


**NEO** – model: WS-37  
LED Bath & Interior Sconce

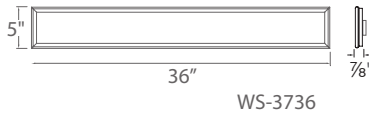
MODERN FORMS



WS-3712



WS-3724



WS-3736

Fixture Type:

Catalog Number:

Project: \_\_\_\_\_

Location: \_\_\_\_\_

**PRODUCT DESCRIPTION**

Marvel at this ultra-thin sconce and vanity light collection which adapts the latest technology from the television and display industry, to create phenomenal light output. This luminaire boasts a depth from the wall of less than an inch. The amazing uniform light is free from glare, hot spots and color-over-angle changes. Place above or alongside a mirror for a modern geometric display of two-dimensional rectilinear forms. Create a dramatic display of wall art with an arrangement of these modular units.

**FEATURES**

- Mount vertically, horizontally, or on ceiling
- Advanced Edge Lit Technology
- ADA compliant, low profile design
- ETL & cETL damp location listed
- Full range dimming when used with compatible dimmers\*
- Transformer located in a standard 4" junction box
- Replaceable LED module
- 277V option available (special order)
- 70,000 hour rated life
- Color Temp: 3000K
- CRI: 90

**SPECIFICATIONS**


**Construction:**

**Light Source:** High Output LED

**Finish:** Brushed Aluminum (AL)

**Standards:** ETL & cETL damp location listed. ADA compliant.

**ORDER NUMBER**

Model	Length	Watt	Voltage	LED Lumens	Delivered Lumens	Finish
<b>WS-3712</b>	12"	13W		970	500	
<b>WS-3724</b>	24"	31W	120V	3008	1220	<b>AL</b> Brushed Aluminum 
<b>WS-3736</b>	36"	41W		3720	1697	

Example: **WS-3712-AL**

For 277V special order, add an "F" before the finish: **WS-3724F-AL**

modernforms.com  
Phone (800) 526.2588  
Fax (800) 526.2585

Headquarters/Eastern Distribution Center  
44 Harbor Park Drive  
Port Washington, NY 11050

Central Distribution Center  
1600 Distribution Ct  
Lithia Springs, GA 30122

Western Distribution Center  
1750 Archibald Avenue  
Ontario, CA 91760