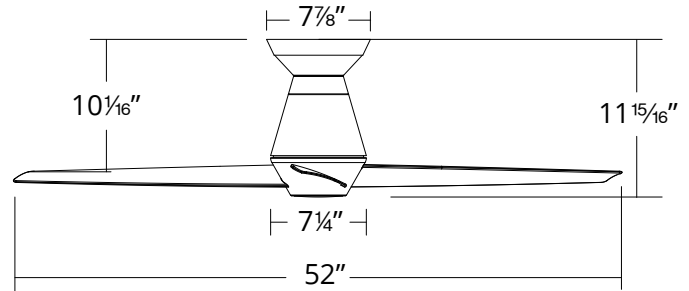


SLIM FLUSH

FH-W2003-52L

52" Flush Mounted Fan

MODERN FORMS SMART FANS



PRODUCT DESCRIPTION

This sleek and sculptural design acts as a functional vanguard in minimalist and transitional modern spaces. Running on stealth mode, the DC motor ensures silent operation of this powerful smart fan, while the Breeze Mode feature mimics the natural outside breeze - indoors. The classic stainless steel look of Slim will enhance any trendy restaurant or residential kitchen looking to maintain a streamlined look to their space.

FEATURES

- 6 fan speeds through both Summer and Winter Modes
- Silent DC motor
- Includes BT remote control
- Additional remote control with wall cradle sold separately
- Optional wall control for 3, 4-way control sold separately
- Compatible with Modern Forms app

AIRFLOW/ENERGY EFFICIENCY

Weighted-Average/High Airflow CFM:	3961/5885
Weighted-Average/High Energy Use (W):	17/21
Estimated Yearly Energy Cost (\$):	5
Weighted-Average/High Efficiency (CFM/W):	242/173
Max RPM:	348

ORDER NUMBER

Model	Housing	Blade
FH-W2003-52L	BA <i>Brushed Aluminum</i>	TT <i>Titanium Silver</i>
	MB <i>Matte Black</i>	MB <i>Matte Black</i>
	MW <i>Matte White</i>	MW <i>Matte White</i>

Example: **FH-W2003-52L-MB**

For 2700K add "-27" ; for 3500K add "-35" before the finish: **FH-W2003-52L-27-MW**

***Results may vary based on application and surroundings.**

***This fan comes uni-pack - blade select options are not available**



The Modern Forms app synchronizes seamlessly with smart home devices you already own



modernforms.com
Phone (800) 526.2588
Fax (800) 526.2585

Headquarters/Eastern Distribution Center
44 Harbor Park Drive
Port Washington, NY 11050

Central Distribution Center
1600 Distribution Ct
Lithia Springs, GA 30122

Western Distribution Center
1750 Archibald Avenue
Ontario, CA 91760

Modern Forms retains the right to modify the design of our products at any time as part of the company's continuous improvement program. JUL 2020



SLIM FLUSH

FH-W2003-52L

52" Flush Mounted Fan

MODERN FORMS
SMART FANS

OPTIONAL ACCESSORIES

Bluetooth Wall Control	 F-WCBT	WT White	Control fan speed and light brightness, and switch between Summer and Winter Modes. Additional Wall Controls can be purchased separately for multiple location control.
Bluetooth Remote Control	 F-RCBT	WT White	Control fan speed and light brightness, and switch between Summer and Winter Modes. Compatible with WAC Smart Fans. Includes easy-to-install wall cradle and batteries.

Examples: Wall Control - **F-WCBT-WT**, Remote Control - **F-RCBT-WT**